



INSEE SUPER

Lighter weight mixed cement with easy handling
for improved bricklaying & plastering



INSEE SUPER

Lighter weight mixed cement
with easy handling
for improved plastering & brick-laying





INSEE SUPER is a high quality, light-weight mixed cement for improved bricklaying and plastering :

- Easy spreading suitable for bricklaying and plastering
- Easy and faster handling with lighter weight (40-kg cement solution), save back and health
- Reliable & trustable performance with concentrated mixed cement by INSEE

INSEE SUPER can also be used for small concreting (non-structural) such as tie columns, lintel in masonry walls, walking paths and small slabs on ground.

Mixing Proportion

Mix the volumetric proportion of **INSEE SUPER**, rock, sand and water as follows:

Type of work	Mixing Proportion (by Volume)			
	 INSEE SUPER	 Sand	 Rock	 Water
Bricklaying	1	3	-	1
Plastering - 1 st layer	1	2.5	-	1
Plastering - 2 nd layer	1	3	-	1
Small concreting	1	2	4	1

Remark:

- Use coarse sand for small concreting and bricklaying, fine sand for plastering
- Water content to be adjusted in function of moisture content of sand

Packaging : 40 kg bag



INSEE SUPER is fully compliant to the Thai Industrial Quality Standard for Mixed Cement TIS 80-2007.

Technical Specification		TIS 80-2007
Blaine	(m ² /kg)	≥ 320
Setting Time		
Initial	(min.)	≥ 45
Standard Mortar Strength		
3 Days	(MPa)	≥ 6.9
7 Days	(MPa)	≥ 11.8

** Updated certification test reports are available upon request.

Recommendations

- For bricklaying works, ensure to use clean bricks and soak the bricks for better adhesion
- Before plastering the wall, clean the surface and moisten the wall to avoid cracks from rapid water absorption.
- Do not directly expose the just finished plastered wall to sunlight to avoid cracks from heat and rapid water loss.
- For plastering works, keep the plastered wall moist during 1-3 days after plastering to avoid cracks and to help the mortar to develop strength.
- Keep the cement dry and under shade, away from the ground, to keep the cement quality
- Do not store cement for more than 2 months and once opened should be finished within 1-2 day.
- Recommend to wear gloves and long sleeves, to avoid direct contact of cement with the skin



Contact us

Head office

Siam City Cement Public Company Limited.
Column Tower, 3rd, 10th, 12th Fl.,
199 Ratchadapisek Rd., Klongtoey, Bangkok 10110
Telephone : (662) 797 7000
E-mail : wecare@siamcitycement.com

Customer service center

Website : www.siamcitycement.com

1732